

Section One: Recital (60 marks)

Select three pieces from the following list (20 marks each)

As an alternative to the pieces below, candidates may perform up to 3 free choice pieces.
For guidance on selecting and approving free choice pieces please [click here](#)

Composer/Artist	Title	Book/Cat. Ref	Publisher/ Buy Here
Elton John	Can you Feel the Love Tonight	Tomplay	Currently Unavailable
Purcell	Chaconne from A Birthday Song for the Duke of Gloucester	Tomplay	tomplay.com
Haydn	Gipsy Rondo	Tomplay	tomplay.com
Albinoni	Concerto in Eb 3 rd Movt	Tomplay	tomplay.com
Barat	Orientale	Tomplay	tomplay.com
Balay	Andante & Allegro	Tomplay	tomplay.com
Paul & Linda McCartney	Live and Let Die (CD or piano acc.)	James Bond 007	Alfred IFM0033 CD (Piano accompaniment published separately IFM0031)
Händel	Allegro (from Siciliano & Allegro)	Take Ten	UE19779
Perez Prado	Mambo Jambo	Play Latin	Faber
Trad.	Mexican Hat Dance	Play Latin	Faber
Edward Gregson	Danse Macabre	Cameos for Trumpet	Brass Wind
Lennie Niehaus	Tootsie (F Blues) (with CD acc.)	Maiden Voyage Jazz Solos (As played by Bobby Shew Correlated to Vol 54 of The Jamey Aebersold Series)	Jamey Aebersold Jazz
Rafael Mendez	The Knight Trumpeter (No.6 from the Collection <i>Gems</i>)	The Rafael Mendez Collection	Carl Fischer

Tomplay pieces often include accompaniments and can be purchased individually using the link next to each piece or via a discounted subscription for MTB teachers/learners. To learn more about Tomplay and the subscription [click here](#).

MTB Grade 6 Trumpet

Composer/Artist	Title	Book/Cat. Ref	Publisher
Mexican Folk Song/ Rafael Mendez	Zandunga (No.8 from the Collection <i>Gems</i>)	The Rafael Mendez Collection	Carl Fischer
Henry Purcell	Sonata No.8 1 st Movt	Old English Trumpet Tunes	OUP
Allan Street	Rondino	N/A	Boosey & Hawkes
Leroy Anderson	A Trumpeter's Lullaby	N/A	Belwyn Mills
Vachey	1 st Movt: Moderement	Sonatine	Edition delrieu
Lars-Erik Larsson	Concertino Op.45 no.6 1 st Movt: Allegro moderato	N/A	Gehrmans musikferlag
Lloyd Webber	Suite in F Major 1 st Movt: Andante Comodo	N/A	Stainer & Bell
Flor Peeters	Sonata for trumpet Op.51 2 nd Movt: Adagio	N/A	Peters
Laue/Wallace/Wright	Concerto for Trumpet & Strings 1 st or 2 nd Movt	N/A	Brass Wind
Runswick	Goose the Goose or Crushed Velvet	Suite and Hot	Brass Wind
McDowall	Winter Landscape with Skaters	Framed	Brass Wind
Wilson	Summer Samba	Bebop to Rock	Spartan
Hubeau	Sarabande 1 st Movt	Sonata for trumpet	Durand
Endresen	No.32	Supplementary Studies	Rubank
Endresen	No.34	Supplementary Studies	Rubank
Hering	No.35	Forty Progressive Etudes for Trumpet	Fischer
Hering	No.37	Forty Progressive Etudes for Trumpet	Fischer
Cerha	The Pied Piper	Fanfares	UE19060
Kagel	Old/New	Fanfares	UE19060
Hultmark	Etude No.6	The Torbjörn Hultmark Trumpet Method	composersedition.com

For additional options see the continued recital list [here](#)

Recital Continued

Composer/Artist	Title	Book/Cat. Ref	Publisher
Clarke	Russian Picture	Featuring Rhythm	Brass Wind
Nightingale	Joot Hoot (no.24)	Eazy Jazzy 'Tudes	Warwick Music
Hudson	Ivan's Lament (no.25)	30 Modern Studies for Trumpet	UE21316
Hudson	Funketude (no.26)	30 Modern Studies for Trumpet	UE21316
Reinhardt	No.10	Concone Studies	Theodore Presser
Reinhardt	No.12	Concone Studies	Theodore Presser
Arban	P.25 (no.12)	Cornet Method	Boosey & Hawkes
Bach arr.Piper	No.11	The Well-Tempered Player	Winwood
Kopprasch	No.21	60 Studies (vol.1)	IMC.
Kopprasch	No.27	60 Studies (vol.1)	IMC.
Kopprasch	No.28	60 Studies (vol.1)	IMC.
Vizzuti	Cowboy Dance (Play all upper notes except high B natural)	20 Dances for Trumpet	De Haske
Vizzuti	Flamenco	20 Dances for Trumpet	De Haske
Vizzuti	Bulgarian Bounce	20 Dances for Trumpet	De Haske
Howarth	Study 7 (7even)	The Elgar Howarth Way	Brass Wind
Howarth	Study 8 (8ight)	The Elgar Howarth Way	Brass Wind

Section Two: Technical (25 marks)

Prepare either option 1 or 2 below

Technical Option 1

Technical Exercises:

Perform all the technical exercises required for this grade

[Page 5](#)

PLUS

Scales from Memory:

Perform the scales from memory required for this grade from the sheet

[Page 6](#)

Technical Option 2

Technical Exercises:

Perform all the technical exercises required for this grade

[Page 5](#)

PLUS

Alternative to Scales from Memory:

Perform the alternative to scales from memory required for this grade from the sheet

[Page 7](#)

Section Three: Musicianship (15 marks)

Prepare either option 1 or 2 below

Musicianship Option 1

Reading Skills:

Perform the rhythm exercises for this grade

[Page 10](#)

PLUS

Listening Skills:

Sing the prepared aural tests for this grade

[Page 12](#)

Musicianship Option 2

Reading Skills:

Perform the rhythm exercises for this grade

[Page 10](#)

PLUS

Duet:

Perform the duet for this grade

[Page 8](#)

Musicianship Option 3

Reading Skills:

Perform the rhythm exercises for this grade

[Page 10](#)

PLUS

Transposed Duet:


Transpose Grade 4 Duet for Trumpet in C

[Page 13](#)


Syllabus Guidance can be found on [Page 14](#)

Technical Exercises


Exercise 1 - ♩=96



Exercise 2 - ♩=104 Lip Slurs



Exercise 3 - ♩=104



Scales & Arpeggios from Memory

For the examination, the candidate should be asked to perform all the starred (**) scales and arpeggios below plus any other two items from memory. They should perform each scale and arpeggio either tongued or slurred as requested by the teacher. The teacher should aim for an even distribution of articulations.

Scales ♩=96 Arpeggios ♩=56

Ab major scale - 2 octaves



** A major scale - 2 octaves



** Bb harmonic minor scale - 2 octaves



** F# melodic minor scale - 2 octaves



** A whole tone scale - 2 octaves



** Dominant 7th in D - 2 octaves



** Diminished 7th on G - 2 octaves



Ab major arpeggio - 2 octaves



** A major arpeggio - 2 octaves



** Bb minor arpeggio - 2 octaves



F# minor arpeggio - 2 octaves



Alternative to Scales from Memory

The following do not need to be played from memory. For the examination perform all the starred (**) scales and arpeggios below plus any two other items

Scales ♩=96 Arpeggios ♩=56

Ab major scale - 2 octaves

Musical notation for the Ab major scale, spanning two octaves. The key signature has three flats (Ab, Bb, Eb) and the time signature is 4/4. The scale is written in a single line of music.

** A major scale - 2 octaves

Musical notation for the A major scale, spanning two octaves. The key signature has three sharps (F#, C#, G#) and the time signature is 4/4. The scale is written in a single line of music.

** Bb harmonic minor scale - 2 octaves

Musical notation for the Bb harmonic minor scale, spanning two octaves. The key signature has three flats (Ab, Bb, Eb) and the time signature is 4/4. The scale is written in a single line of music.

** F# melodic minor scale - 2 octaves

Musical notation for the F# melodic minor scale, spanning two octaves. The key signature has three sharps (F#, C#, G#) and the time signature is 4/4. The scale is written in a single line of music.

** A whole tone scale - 2 octaves

Musical notation for the A whole tone scale, spanning two octaves. The key signature has three sharps (F#, C#, G#) and the time signature is 4/4. The scale is written in a single line of music.

** Dominant 7th in D - 2 octaves

Musical notation for the dominant 7th chord in D, spanning two octaves. The key signature has two sharps (F#, C#) and the time signature is 4/4. The scale is written in a single line of music.

** Diminished 7th on G - 2 octaves

Musical notation for the diminished 7th chord on G, spanning two octaves. The key signature has one flat (F) and the time signature is 4/4. The scale is written in a single line of music.

Ab major arpeggio - 2 octaves

Musical notation for the Ab major arpeggio, spanning two octaves. The key signature has three flats (Ab, Bb, Eb) and the time signature is 2/4. The arpeggio is written in a single line of music with triplets.

** A major arpeggio - 2 octaves

Musical notation for the A major arpeggio, spanning two octaves. The key signature has three sharps (F#, C#, G#) and the time signature is 2/4. The arpeggio is written in a single line of music with triplets.

** Bb minor arpeggio - 2 octaves

Musical notation for the Bb minor arpeggio, spanning two octaves. The key signature has three flats (Ab, Bb, Eb) and the time signature is 2/4. The arpeggio is written in a single line of music with triplets.

F# minor arpeggio - 2 octaves

Musical notation for the F# minor arpeggio, spanning two octaves. The key signature has three sharps (F#, C#, G#) and the time signature is 2/4. The arpeggio is written in a single line of music with triplets.

Duet

1 (Candidate)

2

Getting Around

1 Jazz Waltz (Swing)

6

12

17

The musical score is written for two staves in 3/4 time, with a key signature of one flat (B-flat). It is divided into four systems of five measures each. The first system starts at measure 1 and includes dynamics *f* and *p*. The second system starts at measure 6 and includes dynamics *mf*. The third system starts at measure 12. The fourth system starts at measure 17. The piece is titled 'Jazz Waltz (Swing)' and 'Getting Around'.

Trumpet Grade Six

22

Musical notation for measures 22-24. The key signature has one flat (B-flat) and the time signature is 2/4. The music is written for two staves. Measure 22 starts with a quarter rest in the upper staff and a quarter note in the lower staff. Measure 23 continues with eighth notes and quarter notes. Measure 24 features a dynamic marking of *p* (piano) and includes accents over the notes.

25

Musical notation for measures 25-28. The key signature has one flat and the time signature is 2/4. The music is written for two staves. Measure 25 starts with a quarter note in the upper staff and a quarter note in the lower staff. Measure 26 continues with eighth notes and quarter notes. Measure 27 features a dynamic marking of *f* (forte) and includes accents over the notes. Measure 28 continues with eighth notes and quarter notes.

29

Musical notation for measures 29-31. The key signature has one flat and the time signature is 2/4. The music is written for two staves. Measure 29 starts with a quarter note in the upper staff and a quarter note in the lower staff. Measure 30 continues with eighth notes and quarter notes. Measure 31 features a quarter note in the upper staff and a quarter note in the lower staff.

32

Musical notation for measures 32-35. The key signature has one flat and the time signature is 2/4. The music is written for two staves. Measure 32 starts with a quarter note in the upper staff and a quarter note in the lower staff. Measure 33 continues with eighth notes and quarter notes. Measure 34 features a dynamic marking of *ff* (fortissimo) and includes accents over the notes. Measure 35 continues with eighth notes and quarter notes.

Reading Skills

Candidates should practise the six clapping exercises below as part of their preparation to take this grade.

For the exam itself, the candidate should perform all six exercises in the order below at the indicated tempi. The candidate part should be clapped and the lower part should be provided using either the MTB Reading Skills recording for this grade, which can be downloaded [here](#), or a metronome (not clapped).

♩ = 120 Swung quavers (♩=♩ ♩)

1

candidate

metronome

♩ = 100 Swung quavers (♩=♩ ♩)

2

♩ = 88 Swung quavers (♩=♩ ♩)

3

Trumpet Grade Six

♩ = 128 Swung quavers (♩=♩³)

4

Musical notation for exercise 4, measures 1-4. The exercise is in 3/4 time. The first staff (treble clef) starts with a whole rest in measure 1, followed by eighth notes in measures 2-4. The second staff (bass clef) has a steady eighth-note accompaniment throughout. A triplet of eighth notes is indicated in measure 2 of the first staff.

Musical notation for exercise 4, measures 5-8. The first staff (treble clef) continues with eighth notes and eighth-note pairs in measures 5-8. The second staff (bass clef) continues with eighth notes. A triplet of eighth notes is indicated in measure 6 of the first staff.

♩ = 90 Swung quavers (♩=♩³)

5

Musical notation for exercise 5, measures 1-8. The exercise is in 2/4 time. The first staff (treble clef) starts with a whole rest in measure 1, followed by eighth-note pairs and eighth notes in measures 2-8. The second staff (bass clef) has a steady eighth-note accompaniment throughout. A triplet of eighth notes is indicated in measure 2 of the first staff.

♩ = 118 Swung quavers (♩=♩³)

6

Musical notation for exercise 6, measures 1-4. The exercise is in 4/4 time. The first staff (treble clef) starts with a whole rest in measure 1, followed by quarter notes and eighth-note pairs in measures 2-4. The second staff (bass clef) has a steady eighth-note accompaniment throughout. A triplet of eighth notes is indicated in measure 2 of the first staff.

Musical notation for exercise 6, measures 5-8. The first staff (treble clef) continues with eighth notes and eighth-note pairs in measures 5-8. The second staff (bass clef) continues with eighth notes. A triplet of eighth notes is indicated in measure 6 of the first staff.

Listening Skills

(Aural Tests)

[Click here to find the MTB Listening skills recordings in Treble Clef](#)


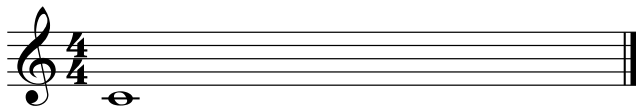
[Click here to find the MTB Listening skills recordings in Bass Clef](#)

The candidate should practise all the exercises on this sheet with the accompanying Listening Skills recording as part of their preparation for the exam. The exam can be conducted either with the candidate responding to the recording or the teacher can deliver them using this sheet.

Only the teacher should have this sheet in front of them during the exam. For each test, select *either* the treble *or* the bass clef exercises as appropriate to the range of the candidate's voice.

Test 1 - Triads.

I shall ask you to sing an ascending major triad in root position, after I give you the starting note. Then, I shall ask you to sing an ascending minor triad, after I give you the starting note again.




Test 2 - Intervals.

I will play a note and ask you to sing a specific interval above. We shall do this for 3 different intervals.


Treble Clef

1. Major 3rd 2. Minor 7th 3. Minor 3rd



Bass Clef

1. Major 3rd 2. Minor 7th 3. Minor 3rd



Test 3 - Singing upper and lower notes.

I shall play a 2 note interval and then you will sing the higher and lower note. We shall do this 4 times.


Treble Clef

1. 2. 3. 4.



Bass Clef

1. 2. 3. 4.



Transposition

1 (Candidate)

Transpose the below Grade 4 Duet for

2

Trumpet in C

Cup Final

1 Excitedly!

Musical notation for measures 1-5. The score is in 4/4 time and begins with a forte (*f*) dynamic. It consists of two staves. The upper staff contains a melodic line with eighth and quarter notes, while the lower staff provides a rhythmic accompaniment with eighth and quarter notes. The music concludes with a final cadence in the fifth measure.

6

Musical notation for measures 6-10. The score continues from the previous system. The upper staff features a melodic line with eighth notes and rests, and the lower staff continues with a rhythmic accompaniment. The music concludes with a final cadence in the tenth measure.

11

Musical notation for measures 11-13. The score continues from the previous system. The upper staff features a melodic line with eighth notes and rests, and the lower staff continues with a rhythmic accompaniment. The music concludes with a final cadence in the thirteenth measure.

14

Musical notation for measures 14-15. The score continues from the previous system. The upper staff features a melodic line with eighth notes and rests, and the lower staff continues with a rhythmic accompaniment. The music concludes with a final cadence in the fifteenth measure, marked with a fortissimo (*ff*) dynamic.

Syllabus Guidance

- The teacher is encouraged to speak to the candidate during the exam to put them at ease or to help them understand what is being requested. For more guidance on conducting/taking the exam [click here](#).
- The recording should not be turned off at any point during the exam until all elements of the assessment have been completed. For more recording advice [click here](#).
- For Practical Grades follow the above syllabus requirements. To learn about Performance Grade requirements please [click here](#).
- To learn more about how our exams are marked visit our Marking Criteria Page [here](#).

Recital Guidance - Practical & Performance Grades:

- Repeats are optional for MTB Exams, however, they are encouraged as they are often structurally important and can offer opportunities to display greater dynamic and expressive variation.
- All D.C. and D.S. marks should be observed (unless the syllabus specifies otherwise).
- The candidate should introduce each piece they are about to perform by stating its title.
- The teacher may help the candidate tune up before the exam begins. This should be done before starting the recording.
- Recorded accompaniments are acceptable as an alternative to a live accompanist. Make sure it is played on a different device to the one recording the exam.
- The composer's dynamics, phrasing etc should be observed in the pieces. Any editorial markings may be altered to allow for a personal interpretation. Where a piece contains no, or only limited, dynamic and expressive markings, the candidate is encouraged to include their own additional dynamic or expressive elements.
- Where a candidate presents Free Choice repertoire these must be of the correct grade standard. If such pieces fall below the required grade standard then examiners may reflect this in their marking. Free Choice Guidance can be found [here](#).
- Candidates wishing to submit 2 or more pieces with Jazz improvisation may do so as part of our free choice options, these will be marked by a Jazz specialist who will normally specialise in that section of instruments (i.e. Wind, Brass etc).

Technical & Musicianship Guidance - Practical Grades:

- The tempi given for the technical section exercises (scales from memory/technical exercises etc.) are minimum speed requirements.
- There are no unprepared elements in an MTB exam. All Technical and Musicianship elements should be practised by the candidate prior to taking the exam.
- If the Listening Skills fall outside of the candidate's vocal range, they may be transposed. However, all exercises within a test must be transposed by the same interval.
- For the duet option, the teacher part may be performed by the teacher, another pupil or any suitable player on any instrument from the same family (wind/brass/strings etc) with octave transpositions made as necessary. Alternatively, a recording can be used for the teacher part during the exam.
- Duets set in the Musicianship section cannot to be used as recital pieces.