

Section One: Recital (60 marks)

Select three pieces from the following list (20 marks each)

As an alternative to the pieces below, candidates may perform up to 3 free choice pieces.
For guidance on selecting and approving free choice pieces please [click here](#)

Composer/Artist	Title	Book/Cat. Ref	Publisher/ Buy Here
Jane Finch	The Fifth Dimension	N/A	Jane Finch Music
Jane Finch	Incognito for Solo Oboe	N/A	Jane Finch Music
Albinoni	Concerto in F Op.7 no.9 1 st Movt	N/A	Kunzelmann
Marcello	Concerto in D minor 1 st Movt	N/A	Musica Rara
Loeillet	Sonata in C for Oboe 3 rd & 4 th Movt	N/A	Chester
Händel	Sonata in F 1 st , 4 th & 5 th Movt	Three Authentic Sonatas	Nova
Sammartini	Sonata in G 1 st & 2 nd Movt	N/A	Chester
Besozzi	Sonata in C 1 st & 2 nd Movt	N/A	Chester
Geminiani	Sonata in E Minor 1 st & 2 nd Movt	N/A	Barenreiter
Nielsen	Two Fantasy Pieces Op.2 for Oboe: Romance	N/A	Hansen
Keech	Scherzo Rondoso	N/A	Cramer
Barthe	Couvre Feu	N/A	Emerson
Fauré	Piece	N/A	Broekmans and Van Poppel
Wedgwood	The Friends	After Hours for oboe	Faber

MTB Grade 6

Oboe

Composer/Artist	Title	Book/Cat. Ref	Publisher/ Buy Here
Wedgwood	Come Dance With Me	After Hours for oboe	Faber
Rimsky-Korsakov/ Lanning	Scheherazade	Classic Experience for Oboe	Cramer
Dring	Danza Gaya	N/A	Emerson or Mozart Edition
Parker	Hunting the Haggis	Jazzed Up Too	Brass Wind
Head	Gavotte	N/A	Boosey & Hawkes
Duck	Berceuse	Impressions for Oboe & Piano	OUP
Woolfenden	Chase Me Charlie	Reflections for oboe	Brass Wind
Debussy/ Lanning	The Little Shepherd	N/A	Fentone
Morricone	Gabriel's Oboe	The Mission	Hal Leonard
Harris	No.47 Rumba	80 Graded Studies for Oboe Book 2	Faber
Blatt	No.38	100 Easy Classical Studies for the Oboe	Universal
J.S Bach	No.53 Sinfonia (Cantata 156)	Difficult Passages from the Works of J.S. Bach for Oboe	Boosey & Hawkes
Brahms	226: a. b and c, and 227 (Symphony No 2 in D Major)	Difficult Passages Vol 1 for Oboe selected by Evelyn Rothwell	Boosey & Hawkes
Woolfenden	Candlelight	Reflections for Oboe	Brass Wind

Section Two: Technical (25 marks)

Prepare either option 1 or 2 below

Technical Option 1

Technical Exercises:

Perform all the technical exercises required for this grade

[Page 4](#)

PLUS

Scales from Memory:

Perform the scales from memory required for this grade from the sheet

[Page 5](#)

Technical Option 2

Technical Exercises:

Perform all the technical exercises required for this grade

[Page 4](#)

PLUS

Alternative to Scales from Memory:

Perform the alternative to scales from memory required for this grade from the sheet

[Page 6](#)

Section Three: Musicianship (15 marks)

Prepare either option 1 or 2 below

Musicianship Option 1

Reading Skills:

Perform the rhythm exercises for this grade

[Page 10](#)

PLUS

Listening Skills:

Sing the prepared aural tests for this grade

[Page 12](#)

Musicianship Option 2

Reading Skills:

Perform the rhythm exercises for this grade

[Page 10](#)

PLUS

Duet:

Perform the duet for this grade

[Page 8](#)

Please go to [page 13](#) to find Syllabus Guidance

Scales & Arpeggios from Memory

For the examination, the candidate should be asked to perform all the 9 starred (**) scales and arpeggios below, plus any two other items from memory. They should perform each scale and arpeggio either tongued or slurred as requested by the teacher. The teacher should aim for an even distribution of articulations. All tempi given are minimum speeds.

♩=96

** Bb major scale - 2 octaves



E major scale - 2 octaves



** A major scale - 12th



** C# melodic minor scale - 2 octaves



** G harmonic minor scale - 12th



A melodic minor scale - 12th



♩=64

** D chromatic scale - 2 octaves



♩=84

** Dominant 7th in E - 2 octaves



** Diminished 7th on C#



♩=56

** Bb major arpeggio - 2 octaves



A major arpeggio - 12th



G minor arpeggio - 12th



E major arpeggio - 2 octaves



** C# minor arpeggio - 2 octaves



A minor arpeggio - 12th



Alternative to Scales from Memory

The following do not need to be played from memory. For the examination perform the 8 starred (***) scales and arpeggios below plus any two other items. All tempi given are minimum speeds.

♩=96

*** Bb major scale - 2 octaves rhythmic pattern

Musical notation for Bb major scale - 2 octaves rhythmic pattern. The piece is in 4/4 time with a key signature of two flats (Bb major). It consists of two octaves of a rhythmic pattern: quarter notes, eighth notes, and sixteenth notes.

E major scale - 2 octaves

Musical notation for E major scale - 2 octaves. The piece is in 4/4 time with a key signature of three sharps (E major). It consists of two octaves of a scale with slurs over the notes.

*** A major scale - 12th rhythm pattern

Musical notation for A major scale - 12th rhythm pattern. The piece is in 4/4 time with a key signature of three sharps (A major). It consists of a 12-measure rhythmic pattern with slurs.

*** C# melodic minor scale - 2 octaves

Musical notation for C# melodic minor scale - 2 octaves. The piece is in 4/4 time with a key signature of three sharps (C# melodic minor). It consists of two octaves of a scale with slurs.

*** G harmonic minor scale - 12th

Musical notation for G harmonic minor scale - 12th. The piece is in 4/4 time with a key signature of two flats (G harmonic minor). It consists of a 12-measure rhythmic pattern with slurs.

A melodic minor scale - 12th

Musical notation for A melodic minor scale - 12th. The piece is in 4/4 time with a key signature of three sharps (A melodic minor). It consists of a 12-measure rhythmic pattern with slurs.

♩=84

*** Diminished 7th on C# with rhythmic pattern - 2 octaves

Musical notation for Diminished 7th on C# with rhythmic pattern - 2 octaves. The piece is in 4/4 time with a key signature of one sharp (C# diminished 7th). It consists of two octaves of a rhythmic pattern with slurs.

*** Dominant 7th in E - 2 octaves

Musical notation for Dominant 7th in E - 2 octaves. The piece is in 4/4 time with a key signature of three sharps (E dominant 7th). It consists of two octaves of a scale with slurs.

♩=64

*** Chromatic on D - 2 octaves

Musical notation for Chromatic on D - 2 octaves. The piece is in 4/4 time with a key signature of two sharps (D chromatic). It consists of two octaves of a chromatic scale with triplets and slurs.

Musical notation for Chromatic on D - 2 octaves. The piece is in 4/4 time with a key signature of two sharps (D chromatic). It consists of two octaves of a chromatic scale with triplets and slurs.

♩=56

E major arpeggio - 2 octaves

Musical notation for E major arpeggio - 2 octaves. The key signature has three sharps (F#, C#, G#) and the time signature is 2/4. The melody consists of three groups of triplets: the first group has notes E4, G#4, B4; the second group has notes C#5, E5, G#5; and the third group has notes F#5, E5, C#5. Each triplet is marked with a '3' and a slur.

** Bb major arpeggio - 2 octaves

Musical notation for Bb major arpeggio - 2 octaves. The key signature has two flats (Bb, Eb) and the time signature is 2/4. The melody consists of three groups of triplets: the first group has notes Bb4, D5, F5; the second group has notes G5, Bb5, D6; and the third group has notes C6, Bb5, G5. Each triplet is marked with a '3' and a slur.

A major arpeggio - 12th

Musical notation for A major arpeggio - 12th. The key signature has three sharps (F#, C#, G#) and the time signature is 2/4. The melody consists of four groups of triplets: the first group has notes A4, C#5, E5; the second group has notes F#5, A5, C#6; the third group has notes D6, F#6, A6; and the fourth group has notes G#6, E6, C#5. Each triplet is marked with a '3' and a slur.

** C# minor arpeggio - 2 octaves

Musical notation for C# minor arpeggio - 2 octaves. The key signature has three sharps (F#, C#, G#) and the time signature is 2/4. The melody consists of three groups of triplets: the first group has notes C#4, E4, G#4; the second group has notes A4, C#5, E5; and the third group has notes F#5, C#6, G#5. Each triplet is marked with a '3' and a slur.

G minor arpeggio - 12th rhythm pattern

Musical notation for G minor arpeggio - 12th rhythm pattern. The key signature has two flats (Bb, Eb) and the time signature is 2/4. The melody consists of four groups of triplets: the first group has notes G4, Bb4, Eb5; the second group has notes F5, G5, Bb5; the third group has notes Ab5, G5, Eb5; and the fourth group has notes D6, G5, Eb5. Each triplet is marked with a '3' and a slur.

A minor arpeggio - 12th rhythm pattern

Musical notation for A minor arpeggio - 12th rhythm pattern. The key signature has no sharps or flats and the time signature is 2/4. The melody consists of four groups of triplets: the first group has notes A4, C5, E5; the second group has notes F#5, A5, C#6; the third group has notes D6, F#6, A6; and the fourth group has notes G#6, E6, C#5. Each triplet is marked with a '3' and a slur.

Duet

1 (Candidate)

Lazy Days

2

1 **Relaxed - swing style** Jane Finch

Ob. *mf*

Ob. *mf*

Detailed description: This system contains the first four measures of the piece. It features two oboe staves. The top staff begins with a first-measure rest, followed by a quarter note G4, a quarter note A4, and a quarter note B4. The bottom staff starts with a quarter note G4, a quarter note A4, and a quarter note B4. The key signature has one sharp (F#) and the time signature is 3/4. A dynamic marking of *mf* is present in both staves. A tempo/style instruction 'Relaxed - swing style' is written above the first staff. The composer's name 'Jane Finch' is written to the right of the system.

5

Ob.

Ob.

Detailed description: This system contains measures 5 through 8. The top staff has a first-measure rest, followed by quarter notes G4, A4, and B4. The bottom staff has quarter notes G4, A4, and B4. The key signature and time signature remain the same. A dynamic marking of *mf* is present in the first measure of the top staff.

9

Ob. *mp*

Ob. *mp*

Detailed description: This system contains measures 9 through 12. The top staff begins with a half note G4, followed by quarter notes A4 and B4. The bottom staff has quarter notes G4, A4, and B4. The key signature and time signature remain the same. A dynamic marking of *mp* is present in both staves.

13

Ob. *mf*

Ob. *mf*

Detailed description: This system contains measures 13 through 16. The top staff has quarter notes G4, A4, and B4. The bottom staff has quarter notes G4, A4, and B4. The key signature and time signature remain the same. A dynamic marking of *mf* is present in both staves.

Oboe Grade Six

17

Ob.

Ob.

21

Ob.

f

Ob.

f

25

Ob.

p *mp* *mf*

Ob.

p *mp* *mf*

29

Ob.

Ob.

Reading Skills

Candidates should practise the six clapping exercises below as part of their preparation to take this grade.

For the exam itself, the candidate should perform all six exercises in the order below at the indicated tempi. The candidate part should be clapped and the lower part should be provided using either the MTB Reading Skills recording for this grade, which can be downloaded [here](#), or a metronome (not clapped).

♩ = 120 Swung quavers (♩=♩♩)

1

candidate

metronome

♩ = 100 Swung quavers (♩=♩♩)

2

♩ = 88 Swung quavers (♩=♩♩)

3

Oboe Grade Six

♩ = 128 Swung quavers (♩=♩³)

4

3/4

3/4

♩ = 90 Swung quavers (♩=♩³)

5

2/4

♩ = 118 Swung quavers (♩=♩³)

6

4/4

4/4

Listening Skills


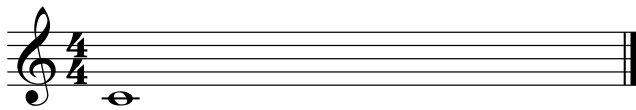
(Aural tests)

The candidate should practise all the exercises on this sheet with the accompanying Listening Skills recording as part of their preparation for the exam. The exam can be conducted either with the candidate responding to the recording or the teacher can deliver them using this sheet.

Only the teacher should have this sheet in front of them during the exam. For each test, select *either* the treble *or* the bass clef exercises as appropriate to the range of the candidate's voice.

Test 1 - Triads.

I shall ask you to sing an ascending major triad in root position, after I give you the starting note. Then, I shall ask you to sing an ascending minor triad, after I give you the starting note again.




Test 2 - Intervals.

I will play a note and ask you to sing a specific interval above. We shall do this for 3 different intervals.


Treble Clef

1. Major 3rd 2. Minor 7th 3. Minor 3rd



Bass Clef

1. Major 3rd 2. Minor 7th 3. Minor 3rd



Test 3 - Singing upper and lower notes.

I shall play a 2 note interval and then you will sing the higher and lower note. We shall do this 4 times.

Treble Clef

1. 2. 3. 4.



Bass Clef

1. 2. 3. 4.



Syllabus Guidance

- The teacher is encouraged to speak to the candidate during the exam to put them at ease or to help them understand what is being requested. For more guidance on conducting/taking the exam [click here](#).
- The recording should not be turned off at any point during the exam until all elements of the assessment have been completed. For more recording advice [click here](#).
- For Practical Grades follow the above syllabus requirements. To learn about Performance Grade requirements please [click here](#).
- To learn more about how our exams are marked visit our Marking Criteria Page [here](#).

Recital Guidance - Practical & Performance Grades:

- Repeats are optional for MTB Exams, however, they are encouraged as they are often structurally important and can offer opportunities to display greater dynamic and expressive variation.
- All D.C. and D.S. marks should be observed (unless the syllabus specifies otherwise).
- The candidate should introduce each piece they are about to perform by stating its title.
- The teacher may help the candidate tune up before the exam begins. This should be done before starting the recording.
- Recorded accompaniments are acceptable as an alternative to a live accompanist. Make sure it is played on a different device to the one recording the exam.
- The composer's dynamics, phrasing etc should be observed in the pieces. Any editorial markings may be altered to allow for a personal interpretation. Where a piece contains no, or only limited, dynamic and expressive markings, the candidate is encouraged to include their own additional dynamic or expressive elements.
- Where a candidate presents Free Choice repertoire these must be of the correct grade standard. If such pieces fall below the required grade standard then examiners may reflect this in their marking. Free Choice Guidance can be found [here](#).
- Candidates wishing to submit 2 or more pieces with Jazz improvisation may do so as part of our free choice options, these will be marked by a Jazz specialist who will normally specialise in that section of instruments (i.e. Wind, Brass etc).

Technical & Musicianship Guidance - Practical Grades:

- The tempi given for the technical section exercises (scales from memory/technical exercises etc.) are minimum speed requirements.
- There are no unprepared elements in an MTB exam. All Technical and Musicianship elements should be practised by the candidate prior to taking the exam.
- If the Listening Skills fall outside of the candidate's vocal range, they may be transposed. However, all exercises within a test must be transposed by the same interval.
- For the duet option, the teacher part may be performed by the teacher, another pupil or any suitable player on any instrument from the same family (wind/brass/strings etc) with octave transpositions made as necessary. Alternatively, a recording can be used for the teacher part during the exam.
- Duets set in the Musicianship section cannot to be used as recital pieces.