

Section One: Recital (60 marks)

Select three pieces from the following list (20 marks each)

As an alternative to the pieces below, candidates may perform up to 3 free choice pieces.
For guidance on selecting and approving free choice pieces please [click here](#)

Composer/Artist	Title	Book/Cat. Ref	Publisher/ Buy Here
Diabelli/ Wilkinson/ Hart	No.2 Siciliano	First Repertoire for Viola,Book 3	Faber
Boyce/ Wilkinson/ Hart	No.10 Bourree	First Repertoire for Viola,Book 3	Faber
Gearen/ Wilkinson/ Hart	No.11 Big Foot Lou	First Repertoire for Viola,Book 3	Faber
Mozart/ Wilkinson/ Hart	No.13 March (The Magic Flute)	First Repertoire for Viola,Book 3	Faber
Prokofiev/ Wilkinson/ Hart	No.17 March	First Repertoire for Viola,Book 3	Faber
Haydn/ Wilkinson/ Hart	No.19 Poco Adagio ("Emperor" Quartet)	First Repertoire for Viola,Book 3	Faber
Bridge	Lullaby	10 Pieces for Viola	Thames Pub./ Music Sales
Watson Forbes	Berceuse Op.56 no.1	Popular Pieces for Viola and Piano	OUP
Shostakovich/ Otty	Romance	The Gadfly	SJ Music
E. Huws Jones	Makin' Whoopee (Viola melody)	Fiddler Playalong Viola Collection	Boosey and Hawkes
Rodriguez	Donaldson La Cumparsita (Vola melody)	Fiddler Playalong Viola Collection	Boosey and Hawkes
Christopher Norton	No.12 Rough Justice	Microjazz for Viola	Boosey and Hawkes

MTB Grade 4 Viola

Composer/Artist	Title	Book/Cat. Ref	Publisher/ Buy Here
Bizet/ Lanning	L'Arlesienne Suite no.2, Farandole	The Classic Experience- Viola and Piano	Cramer
Elgar/ Lanning	Chanson de Matin	The Classic Experience- Viola and Piano	Cramer
Puccini/ Lanning	Oh! Mio Babbino Caro	The Classic Experience- Viola and Piano	Cramer
Farnaby/ Peggy Radmall	No.2 Bonny Sweet Robin	Chester String Series- Viola Book 2	Chester
Eccles/ Peggy Radmall	No.6 Jigg	Chester String Series- Viola Book 2	Chester
Purcell/ Peggy Radmall	No.7 Scotch Tune	Chester String Series- Viola Book 2	Chester
Pergolesi/ Peggy Radmall	No.9 Arietta	Chester String Series- Viola Book 2	Chester
Mary Cohen	No.6 Make it Snappy	Superstudies for Viola, Book 2	Faber
Mary Cohen	No.9 Overnight Mail Express	Superstudies for Viola, Book 2	Faber
Mary Cohen	No.11 Magic Carpet Ride	Superstudies for Viola, Book 2	Faber
Mary Cohen	No.4 Swirling Arabesques	Technique Takes Off!	Faber
Mary Cohen	No.6 Village Bagpipes	Technique Takes Off!	Faber

Section Two: Technical (25 marks)

Prepare either option 1 or 2 below

Technical Option 1

Technical Exercises:

Perform all the technical exercises required for this grade

[Page 4](#)

PLUS

Scales from Memory:

Perform the scales from memory required for this grade from the sheet

[Page 5](#)

Technical Option 2

Technical Exercises:

Perform all the technical exercises required for this grade

[Page 4](#)

PLUS

Alternative to Scales from Memory:

Perform the alternative to scales from memory required for this grade from the sheet

[Page 7](#)

Section Three: Musicianship (15 marks)

Prepare either option 1 or 2 below

Musicianship Option 1

Reading Skills:

Perform the rhythm exercises for this grade

[Page 9](#)

PLUS

Listening Skills:

Sing the prepared aural tests for this grade

[Page 10](#)

Musicianship Option 2

Reading Skills:

Perform the rhythm exercises for this grade

[Page 9](#)

PLUS

Duet:

Perform the duet for this grade

[Page 11](#)

Syllabus Guidance can be found on [page 13](#)

MTB Technical Exercises



Viola

Grade 4

Exercise 1 ♩=55-70

Exercise 2 - spiccato practise

♩=72

Sevcik

Scales & Arpeggios from Memory

For the examination, the candidate should be asked to perform all the following scales and arpeggios from memory. They should perform each scale and arpeggio with separate bows or slurred as requested by the teacher. The teacher should aim for an even distribution of articulations.

[\(See the MTB Viola scale bowing patterns example on page 12\)](#)

Scales ♩=72

E major scale - 2 octaves

A major scale - 2 octaves

F harmonic minor scale - 2 octaves (only 1 version harmonic or melodic required)

F melodic minor scale - 2 octaves

♩ = 62 Dominant 7th in C - 1 octave

♩ = 46 C chromatic scale - 1 octave

♩ = 100

E major arpeggio - 2 octaves

Musical notation for E major arpeggio - 2 octaves. The piece is in 2/4 time with a key signature of three sharps (F#, C#, G#). The notation consists of two staves. The first staff contains two measures of eighth-note triplets: the first measure has notes E2, G#2, B2, and the second measure has notes C#3, E3, G#3. The second staff contains two measures: the first measure has notes A3, C#4, E4, and the second measure has notes G#4, B4, E5. Each of the four triplet groups is marked with a '3' below it.

A major arpeggio - 2 octaves

Musical notation for A major arpeggio - 2 octaves. The piece is in 2/4 time with a key signature of three sharps (F#, C#, G#). The notation consists of two staves. The first staff contains two measures of eighth-note triplets: the first measure has notes A2, C#3, E3, and the second measure has notes F#3, A3, C#4. The second staff contains two measures: the first measure has notes D4, F#4, A4, and the second measure has notes C#5, E5, A5. Each of the four triplet groups is marked with a '3' below it.

F minor arpeggio - 2 octaves

Musical notation for F minor arpeggio - 2 octaves. The piece is in 2/4 time with a key signature of two flats (Bb, Eb). The notation consists of two staves. The first staff contains two measures of eighth-note triplets: the first measure has notes F2, Ab2, Cb3, and the second measure has notes D3, F3, Ab3. The second staff contains two measures: the first measure has notes Bb3, Eb4, F4, and the second measure has notes G4, Bb4, F5. Each of the four triplet groups is marked with a '3' below it.

Bb minor arpeggio - 2 octaves

Musical notation for Bb minor arpeggio - 2 octaves. The piece is in 2/4 time with a key signature of two flats (Bb, Eb). The notation consists of two staves. The first staff contains two measures of eighth-note triplets: the first measure has notes Bb2, D3, F3, and the second measure has notes G3, Bb3, D4. The second staff contains two measures: the first measure has notes Eb4, F4, Bb4, and the second measure has notes C5, Eb5, Bb5. Each of the four triplet groups is marked with a '3' below it.

Alternative to Scales from Memory

The following do not need to be played from memory. For the examination, perform *all* the following.

Scales ♩ = 72

E major scale

Musical notation for the E major scale in 4/4 time. The first line shows the ascending scale with slurs and accents. The second line shows the descending scale with slurs and accents.

E major scale with rhythmic pattern

Musical notation for the E major scale with a rhythmic pattern. The first line shows the ascending scale with eighth notes and slurs. The second line shows the descending scale with eighth notes and slurs.

A major scale

Musical notation for the A major scale in 4/4 time. The first line shows the ascending scale with slurs and accents. The second line shows the descending scale with slurs and accents.

F harmonic minor scale (only 1 version F harmonic or Bb melodic required)

Musical notation for the F harmonic minor scale in 4/4 time. The first line shows the ascending scale with slurs and accents. The second line shows the descending scale with slurs and accents.

Bb melodic minor scale

Musical notation for the Bb melodic minor scale in 4/4 time. The first line shows the ascending scale with slurs and accents. The second line shows the descending scale with slurs and accents.

♩ = 62 Dominant 7th in C

♩ = 46 C chromatic scale

♩ = 100

E major arpeggio

A major arpeggio

F minor arpeggio

Bb minor arpeggio

Candidates should practise the six clapping exercises below as part of their preparation to take this grade.

For the exam itself, the candidate should perform all six exercises in the order below at the indicated tempi. The candidate part should be clapped and the lower part should be provided using either the MTB Reading Skills recording for this grade, which can be downloaded [here](#), or a metronome (not clapped).

1

♩ = 106
candidate

metronome

4/4

2

♩ = 90

3/4

3

♩ = 120

4/4

4

♩ = 78

3/4

5

♩ = 110

2/4

6

♩ = 84

4/4

MTB Exams - Listening Skills (Aural tests) Grade 4

The candidate should practise all the exercises on this sheet with the accompanying Listening Skills recording as part of their preparation for the exam. The exam can be conducted either with the candidate responding to the recording or the teacher can deliver them using this sheet.

Only the teacher should have this sheet in front of them during the exam.

For each test, select *either* the treble *or* the bass clef exercises as appropriate to the range of the candidate's voice.

Test 1 - Singing back notes.

I shall play a 3 note chord, and then you shall sing back both the highest and lowest notes. We shall do this with 4 different chords.

Treble Clef

1. 2. 3. 4.



Bass Clef

1. 2. 3. 4.




Test 2 - Intervals.

I will play a note and ask you to sing a specific interval above. We shall do this for 3 different intervals.


Treble Clef

1. Major 6th 2. Major 3rd 3. Perfect 4th



Bass Clef

1. Major 6th 2. Major 3rd 3. Perfect 4th



Test 3 - Singing back melodic phrases.


I shall play a melodic phrase **twice**, and then you shall sing it back. We shall do this for 3 different melodies. Before each, I will indicate the pulse.

Treble Clef


1.



2.



3.



Bass Clef

1.



2.



3.



MTB Exams Duet

Viola



Grade 4 - Cup Final

Excitedly!
pizz

f pizz
f

Vla.

Vla.

Vla.

Vla.

Vla.

Vla.

Vla.

Vla.

ff

ff

MTB Exams

Strings Bowing Patterns

Grades 4-7

Long tonics. separate & slurred two bows per octave



Arpeggios separate, even and slurred in 3s



Syllabus Guidance

- The teacher is encouraged to speak to the candidate during the exam to put them at ease or to help them understand what is being requested. For more guidance on conducting/taking the exam [click here](#).
- The recording should not be turned off at any point during the exam until all elements of the assessment have been completed. For more recording advice [click here](#).
- For Practical Grades follow the above syllabus requirements. To learn about Performance Grade requirements please [click here](#).
- To learn more about how our exams are marked visit our Marking Criteria Page [here](#).
- Any suitable fingerings may be used for pieces and scales. However, any marked fingerings should be used for the technical exercises.

Recital Guidance - Practical & Performance Grades:

- Repeats are optional for MTB Exams, however, they are encouraged as they are often structurally important and can offer opportunities to display greater dynamic and expressive variation.
- All D.C. and D.S. marks should be observed (unless the syllabus specifies otherwise).
- The candidate should introduce each piece they are about to perform by stating its title.
- The teacher may help the candidate tune up before the exam begins. This should be done before starting the recording.
- Recorded accompaniments are acceptable as an alternative to a live accompanist. Make sure it is played on a different device to the one recording the exam.
- The composer's dynamics, phrasing etc should be observed in the pieces. Any editorial markings may be altered to allow for a personal interpretation. Where a piece contains no, or only limited, dynamic and expressive markings, the candidate is encouraged to include their own additional dynamic or expressive elements.
- Where a candidate presents Free Choice repertoire these must be of the correct grade standard. If such pieces fall below the required grade standard then examiners may reflect this in their marking. Free Choice Guidance can be found [here](#).
- Candidates wishing to submit 2 or more pieces with Jazz improvisation may do so as part of our free choice options, these will be marked by a Jazz specialist who will normally specialise in that section of instruments (i.e. Wind, Brass etc).

Technical & Musicianship Guidance - Practical Grades:

- The tempi given for the technical section exercises (scales from memory/technical exercises etc.) are minimum speed requirements.
- There are no unprepared elements in an MTB exam. All Technical and Musicianship elements should be practised by the candidate prior to taking the exam.
- If the Listening Skills fall outside of the candidate's vocal range, they may be transposed. However, all exercises within a test must be transposed by the same interval.
- For the duet option, the teacher part may be performed by the teacher, another pupil or any suitable player on any instrument from the same family (wind/brass/strings etc) with octave transpositions made as necessary. Alternatively, a recording can be used for the teacher part during the exam.
- Duets set in the Musicianship section cannot to be used as recital pieces.