

Recital

Select three pieces from the following list (25 marks each)

Pieces with stars (if selected), must be performed with the chord accompaniment. The accompaniment may be played live by the teacher or any other suitable person. Alternatively, a pre-recorded version of the accompaniment may be used.

As an alternative to the pieces below, candidates may perform up to 3 free choice pieces.
For guidance on selecting and approving free choice pieces please [click here](#)

Composer/Artist	Title	Book/Cat. Ref	Publisher/ Buy Here
Dvorak/ Higgs	** Theme (New World Symphony) **	MTB Ukulele Preliminary Grades Handbook	MTB Bookshop
Higgs	** Running for A Bus **	MTB Ukulele Preliminary Grades Handbook	MTB Bookshop
Higgs	** Venus Fly Trap **	MTB Ukulele Preliminary Grades Handbook	MTB Bookshop
Trad./ Higgs	** Mairi's Wedding **	MTB Ukulele Preliminary Grades Handbook	MTB Bookshop
Trad./ Higgs	Go Tell Aunt Nancy (to be performed accompanied)	MTB Ukulele Preliminary Grades Handbook	MTB Bookshop
Higgs	Little Waltz (to be performed unaccompanied)	MTB Ukulele Preliminary Grades Handbook	MTB Bookshop
Boyde	Ringin' Strings	Rainbow Ukulele Book 1	Ringin' Strings Publications
Trad./ Boyde	** Jingle Bells **	Rainbow Ukulele Book 1	Ringin' Strings Publications

Technical Section (25 marks)

Prepare all the technical exercises required for this grade which can be found on the next page

Technical Section

CHORD STUDIES

Both studies are to be played.

Moderato

G

f

Lento

F G C7 F

f

SCALE EXERCISE

Scale Study

Moderato

mp

T										
A	2	0	1	3	1	1	0	3	1	0
B										2

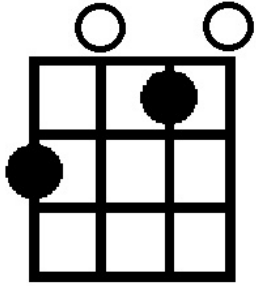
Any methodical fingering may be used to pluck the strings.

Technical Section

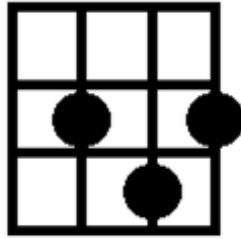
CHORD KNOWLEDGE

Each individual note of the chord should be sounded, followed by the complete chord.

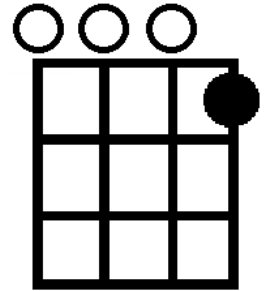
F



G



C7



Syllabus Guidance

- The teacher is encouraged to speak to the candidate during the exam to put them at ease or to help them understand what is being requested. For more guidance on conducting/taking the exam [click here](#).
- The recording should not be turned off at any point during the exam until all elements of the assessment have been completed. For more recording advice [click here](#).
- For Practical Grades follow the above syllabus requirements. To learn about Performance Grade requirements please [click here](#).
- To learn more about how our exams are marked visit our Marking Criteria Page [here](#).

Recital Guidance - Practical & Performance Grades:

- Repeats are optional for MTB Exams, however, they are encouraged as they are often structurally important and can offer opportunities to display greater dynamic and expressive variation.
- All D.C. and D.S. marks should be observed (unless the syllabus specifies otherwise).
- The candidate should introduce each piece they are about to perform by stating its title.
- The teacher may help the candidate tune up before the exam begins. This should be done before starting the recording.
- Recorded accompaniments are acceptable as an alternative to a live accompanist. Make sure it is played on a different device to the one recording the exam.
- The composer's dynamics, phrasing etc should be observed in the pieces. Any editorial markings may be altered to allow for a personal interpretation. Where a piece contains no, or only limited, dynamic and expressive markings, the candidate is encouraged to include their own additional dynamic or expressive elements.
- Where a candidate presents Free Choice repertoire these must be of the correct grade standard. If such pieces fall below the required grade standard then examiners may reflect this in their marking. Free Choice Guidance can be found [here](#).
- Candidates wishing to submit 2 or more pieces with Jazz improvisation may do so as part of our free choice options, these will be marked by a Jazz specialist who will normally specialise in that section of instruments (i.e. Wind, Brass etc).

Technical & Musicianship Guidance - Practical Grades:

- The tempi given for the technical section exercises (scales from memory/technical exercises etc.) are minimum speed requirements.
- There are no unprepared elements in an MTB exam. All Technical and Musicianship elements should be practised by the candidate prior to taking the exam.
- If the Listening Skills fall outside of the candidate's vocal range, they may be transposed. However, all exercises within a test must be transposed by the same interval.
- For the duet option, the teacher part may be performed by the teacher, another pupil or any suitable player on any instrument from the same family (wind/brass/strings etc) with octave transpositions made as necessary. Alternatively, a recording can be used for the teacher part during the exam.
- Duets set in the Musicianship section cannot to be used as recital pieces.